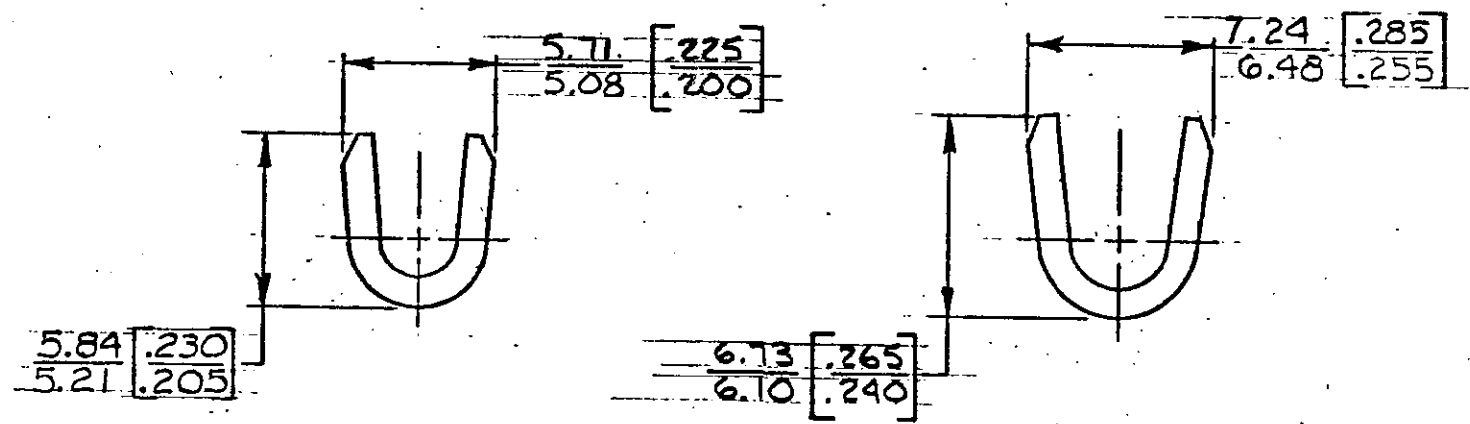
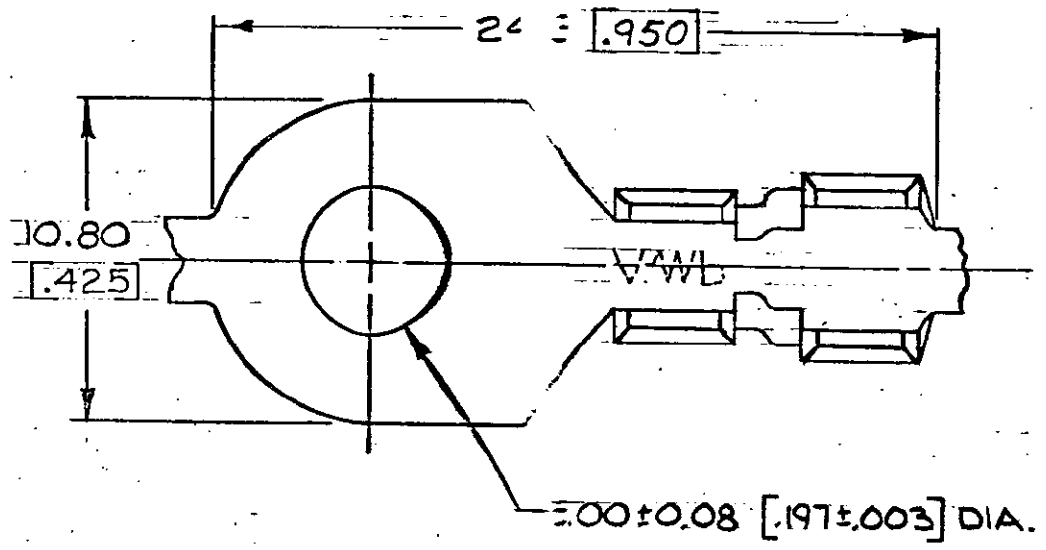


DRAWING MADE IN THIRD ANGLE PROJECTION

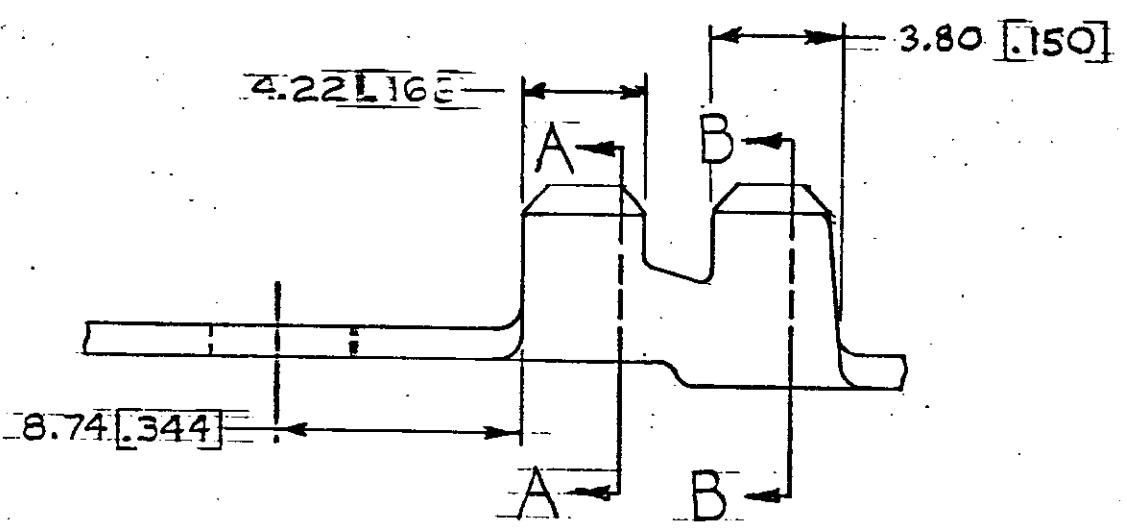
© COPYRIGHT 1964 BY AMP INCORPORATED, HARRISBURG, PA. ALL INTERNATIONAL RIGHTS RESERVED. AMP INCORPORATED PRODUCTS COVERED BY U. S. AND FOREIGN PATENTS AND/OR PATENTS PENDING.

REVISIONS					
P / F	ZONE	LTR	DESCRIPTION	DATE	APPROVED
✓		P	REDRAWN & REVISED A-3943	5/8/78	DEF-SS
✓		R	REVISED PER A-5939	4/15/83	SS/64
✓		S	REV. INSUL. BARREL AF-2280	1-7-87	MSF/64
✓		T	REV PER AF-8177	10/20/78	PMF/64
		U	REV PER 0710-0137-96	10/APR/78	PMF/64



SECT A-A

SECT B-B



1. CONTINUOUS STRIP ON REELS
2. DIMENSIONS IN BRACKETS ARE IN INCHES.

METRIC

—	2.0-3.0 mm ²	3.30-4.57	TIN	1.0Z [.040] BRASS	40960
#10	[4-12]	[.130-.180]	FINISH	MATERIAL	PART NO
STUD SIZE	WIRE RANGE	INSULATION RANGE			
UNLESS OTHERWISE SPECIFIED DIMENSIONS ARE IN <u>MM</u>			CONTRACT NO		
TOLERANCES ON:			DR <i>Doug Howard</i> 5/12/78		
DECIMALS ±0.38 [0.15]			CHK <i>S. Schaffhausen</i> 7/20/78		
ANGLES ±			APPD <i>R.P. Dwyer</i> 8-10-78		
MATERIAL			APPD <i>G. Links</i> 8-10-78		
SEE TABLE			NAME		
FINISH			AMP INCORPORATED Harrisburg, Pa.		
SEE TABLE			RING		
DSGN APPD		SIZE	CODE IDENT NO	DRAWING NO	
OTHER APPD		B	00779	40960	
SCALE		SHEET		SHEET	